

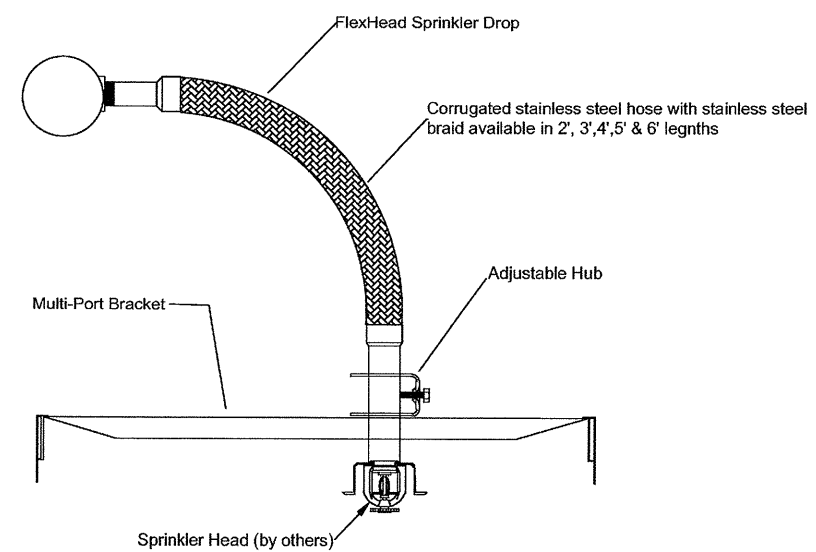
FIRE PROTECTION DEMOLITION/CONSTRUCTION PLAN
SCALE: 1/4" = 1'-0"

DEMOLITION PLAN NOTES

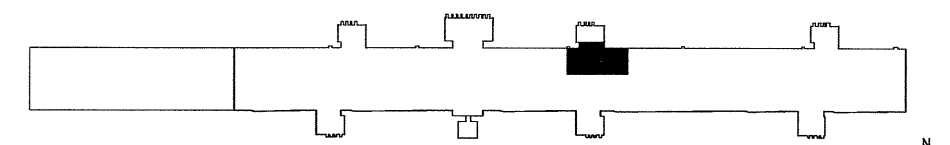
- ① EXISTING SPRINKLER HEAD, CONNECTING PIPING/DROP TO BE REMOVED BACK TO BRANCH CONNECTION.

CONSTRUCTION PLAN NOTES

- ① CONNECT NEW FLEXHEAD SPRINKLER ASSEMBLY TO EXISTING BRANCH DROP LEFT FROM DEMOLITION OF THE EXISTING HEAD. CONVENTIONAL STEEL PIPE MAY ALSO BE USED.
- ② PROVIDE NEW BRANCH TEE TO ALLOW CONNECTION OF NEW FLEXHEAD SPRINKLER ASSEMBLY. CONVENTIONAL STEEL PIPING MAY ALSO BE USED.



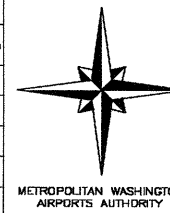
① FLEXHEAD SPRINKLER DETAIL
FP03.01



NO.	REVISION	DATE

PGAL
201 N. UNION ST.
SUITE 500
ALEXANDRIA,
VIRGINIA 22314
(T) 703 836 0588
(F) 703 836 8027

DATE August 31, 2011
SCALE 1/4" = 1'-0"
DESIGNED DLW
CHECKED RDZ DRAWN DLW
ACCEPTED B.J.L.
SUBMITTED DRH
APPROVED F.H.



METROPOLITAN WASHINGTON AIRPORTS AUTHORITY
OFFICE OF ENGINEERING
DESIGN DEPARTMENT

GATE A23/25 - A31
STERILE CORRIDOR RENOVATION
WASHINGTON DULLES INTERNATIONAL AIRPORT
WASHINGTON, DC
**FIRE PROTECTION
DEMOLITION / CONSTRUCTION PLAN**

PROJECT IDENTIFIER
IT1111
SHEET NAME
FP03.001
VOLUME NUMBER
1 of 1
SHEET NUMBER
14 of 35