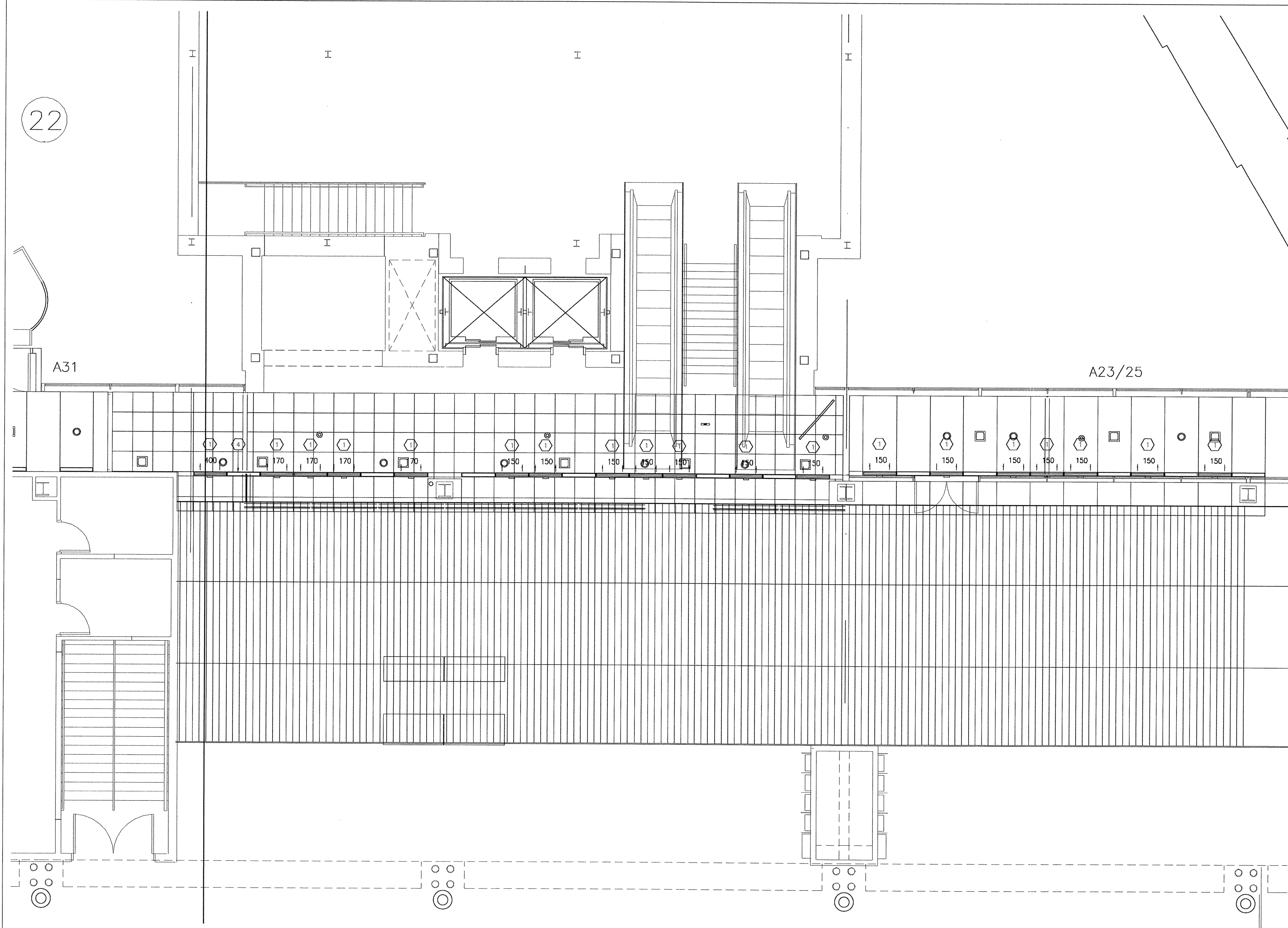
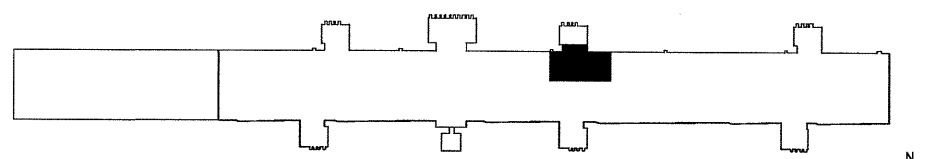


22

- PLAN NOTES**
- 1 RE-BALANCE DIFFUSER TO INDICATED FLOW (CFM).
  - 2 CONTRACTOR SHALL CLEAN AND SERVICE THE THREE ABOVE CEILING TERMINAL BOXES ASSOCIATED WITH THIS WORK.
  - 3 CONTRACTOR SHALL INCREASE FAN OUTPUT AS REQUIRED TO SATISFY INDICATED TARGET CFM REQUIREMENTS AND IMMEDIATELY REPORT CONDITION TO OWNER IF MAXIMUM BOX CAPACITY IS NOT SUFFICIENT.
  - 4 EXISTING RA LINEAR DIFFUSER SHALL BE REMOVED. NOTIFY ENGINEER IMMEDIATELY IF DIFFUSER IS FOUND TO HAVE DUCTED PLENUM ABOVE CEILING. CEILING MATERIALS TO MATCH EXISTING SHALL BE PROVIDED TO CLOSE OPENINGS NOT COVERED BY CURTAIN WALL INSTALLATION.



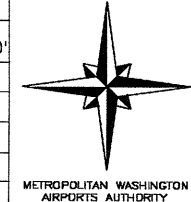
**MECHANICAL FLOOR PLAN**  
SCALE: 1/4" = 1'-0"



NO.	REVISION	DATE

**PGAL**  
201 N UNION ST.  
SUITE 500  
ALEXANDRIA,  
VIRGINIA 22314  
(T) 703 836 0588  
(F) 703 836 8027

DATE August 31, 2011  
SCALE 1/4" = 1'-0"  
DESIGNED MBD  
CHECKED RDZ DRAWN MBD  
ACCEPTED B.J.  
SUBMITTED DRH  
APPROVED FDH



**METROPOLITAN WASHINGTON AIRPORTS AUTHORITY**  
  
OFFICE OF ENGINEERING DESIGN DEPARTMENT

GATE A23/25 - A31  
STERILE CORRIDOR RENOVATION  
WASHINGTON DULLES INTERNATIONAL AIRPORT  
WASHINGTON, DC  
  
**MECHANICAL FLOOR PLAN**

PROJECT IDENTIFIER IT1111  
SHEET NAME ME03.001  
VOLUME NUMBER 1 of 1  
SHEET NUMBER 15 of 35