








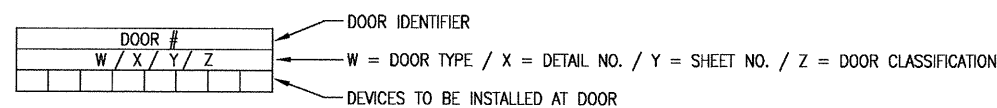


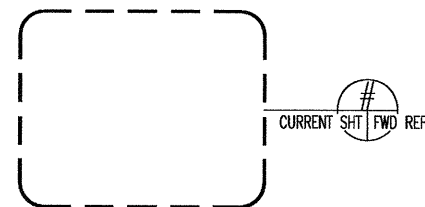
SYMBOL LEGEND:

-  MEGAPIXEL NETWORK MINI DOME CAMERA
-  EXISTING FIXED CCTV CAMERA
-  EXISTING PAN-TILT-ZOOM CCTV CAMERA
-  SOFTWARE HOUSE aPC/BX ACCESS CONTROL PANEL
-  DOOR LOCK AND LA POWER SUPPLY
-  PANEL POWER SUPPLY
-  UNINTERRUPTIBLE POWER SUPPLY
-  FIBER OPTIC CABLE
-  ACCESS CONTROLLED DOOR.
ARROW POINTS TO SECURED SIDE.



DETAIL TITLE _____ SCALE _____

BWD REF1 CURRENT SHT



ABBREVIATIONS:

- ACAM ACCESS CONTROL AND ALARM MONITORING
- ACS AIRPORT COMMUNICATION SYSTEM
- AFF ABOVE FINISHED FLOOR
- aPC SOFTWARE HOUSE aPC/BX ADVANCED PROCESSING CONTROLLER
- BWD BACKWARD
- CCTV CLOSED CIRCUIT TELEVISION
- CR CARD READER
- EL ELECTRIFIED CONCEALED VERTICAL ROD
- ES ELECTRIC STRIKE
- FWD FORWARD
- JB JUNCTION BOX
- LA LOCAL ANNUNCIATOR
- LPS LOCK POWER SUPPLY
- MC MAGNETIC CONTACT
- NIC NOT IN CONTRACT
- PDS PREMISE DISTRIBUTION SYSTEM
- PS POWER SUPPLY
- REF REFERENCE
- REX REQUEST-TO-EXIT
- RGS RIGID GALVANIZED STEEL
- VMS VIDEO MANAGEMENT SYSTEM
- WT WIRE TRANSFER HINGE

GENERAL NOTES:

1. PRIOR TO INSTALLATION OF SECURITY DEVICES, THE CONTRACTOR SHALL FIELD-VERIFY DEVICE LOCATIONS WITH DUE REGARD TO "AS-BUILT" CONDITIONS, COORDINATION WITH THE WORK OF OTHER TRADES, AND MANUFACTURERS' RECOMMENDATIONS.
2. THE CONTRACT DRAWINGS ARE DIAGRAMMATIC AND MAY NOT SHOW ALL COMPONENTS, MATERIALS, OFFSETS, BENDS, ELBOWS, AND OTHER SPECIFIC ELEMENTS WHICH MAY BE REQUIRED FOR A COMPLETE INSTALLATION. THE CONTRACTOR SHALL BE RESPONSIBLE FOR PROVIDING ALL MATERIALS NEEDED FOR A COMPLETE AND FUNCTIONAL INSTALLATION.
3. THE SUPPLY AND INSTALLATION OF 120 VOLT POWER CONDUITS, CIRCUITS, RECEPTACLES, CABLING, ETC., IS DESCRIBED IN DIVISION 26/ELECTRICAL DRAWINGS. THE WORK OF THIS SECTION AND DRAWINGS SHALL INCLUDE THE COORDINATION OF POWER REQUIREMENTS, LOCATIONS, SCHEDULE, ETC., WITH THE WORK OF DIVISION 26.
4. THE WORK SHALL INCLUDE THE SUPPLY AND INSTALLATION OF DATA/CONTROL RACEWAY SYSTEMS INCLUDING CONDUITS, DEVICE BACK BOXES, JUNCTION BOXES, PLASTIC BUSHINGS, PULL STRINGS, ETC., IN ACCORDANCE WITH THE PROVISIONS OF DIVISION 26 SPECIFICATIONS.
5. THE WORK SHALL INCLUDE THE SUPPLY AND INSTALLATION OF ALL DATA/SIGNAL CABLES, TERMINATION EQUIPMENT, TERMINATIONS, ETC., FROM THE VARIOUS SECURITY DEVICES TO THE INDICATED TELECOM ROOMS.
6. ALL SECURITY CABLING SHALL BE INSTALLED IN DEDICATED SECURITY CONDUITS. SHARED CONDUITS OR USE OF CABLE TRAYS SHALL NOT BE PERMITTED.
7. WHERE WORK IS REQUIRED TO RECEIVE COTR APPROVAL, SUCH APPROVALS SHALL, WHEREVER POSSIBLE, BE OBTAINED THROUGH THE SHOP DRAWING REVIEW AND APPROVAL PROCESSES.
8. REFER TO PART A REFLECTED CEILING PLANS (A03 SERIES) FOR ADDITIONAL DETAILS CONCERNING LOCATIONS OF CEILING-MOUNTED CAMERAS.
9. CONTRACTOR IS ADVISED THAT ROOM AND DOOR NUMBERS SHOWN ON CONTRACT DRAWINGS ARE PROVIDED FOR CONSTRUCTION PURPOSES ONLY. DURING CONSTRUCTION, THE AUTHORITY WILL ASSIGN PERMANENT ROOM AND DOOR NUMBERS. REQUIRED SHOP DRAWINGS SHALL INCLUDE BOTH NUMBERING SCHEMES. FINAL DEVICE LABELING AND RECORD DOCUMENTS SHALL INCORPORATE THE FINAL AUTHORITY-PROVIDED SCHEME.

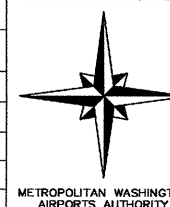
NO.	REVISION	DATE

PGAL
201 N UNION ST.
SUITE 500
ALEXANDRIA,
VIRGINIA 22314
(T) 703 836 0588
(F) 703 836 8027

BIG BROTHER
10621 GATEWAY BLVD.
SUITE 106
MANASSAS, VIRGINIA 20110
TEL: (703) 365-0021
FAX: (703) 361-9858

100%
Design
Submission

DATE	August 31, 2011
SCALE	1/8" = 1'-0"
DESIGNED	AKP
CHECKED	MTW
DRAWN	AKP
ACCEPTED	BJL
SUBMITTED	DRH
APPROVED	FDH



METROPOLITAN WASHINGTON AIRPORTS AUTHORITY

OFFICE OF ENGINEERING
DESIGN DEPARTMENT

GATE A23/25 - A31
STERILE CORRIDOR RENOVATION
WASHINGTON DULLES INTERNATIONAL AIRPORT
WASHINGTON, DC

**SECURITY SYSTEMS
SYMBOLS, ABBREVIATIONS AND GENERAL NOTES**

PROJECT IDENTIFIER
IT1111

SHEET NAME
SS00.001

VOLUME NUMBER
1 of 1

SHEET NUMBER
25 of 35