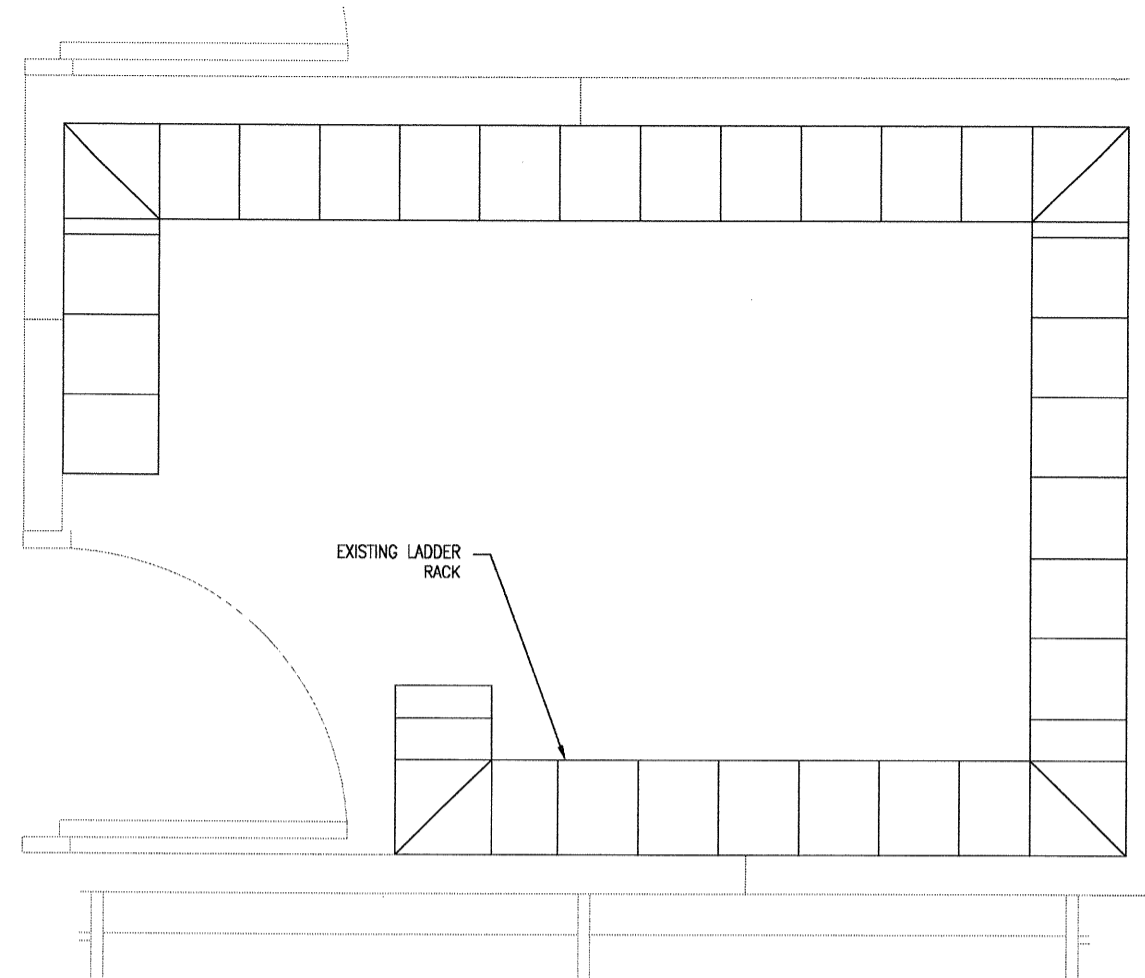
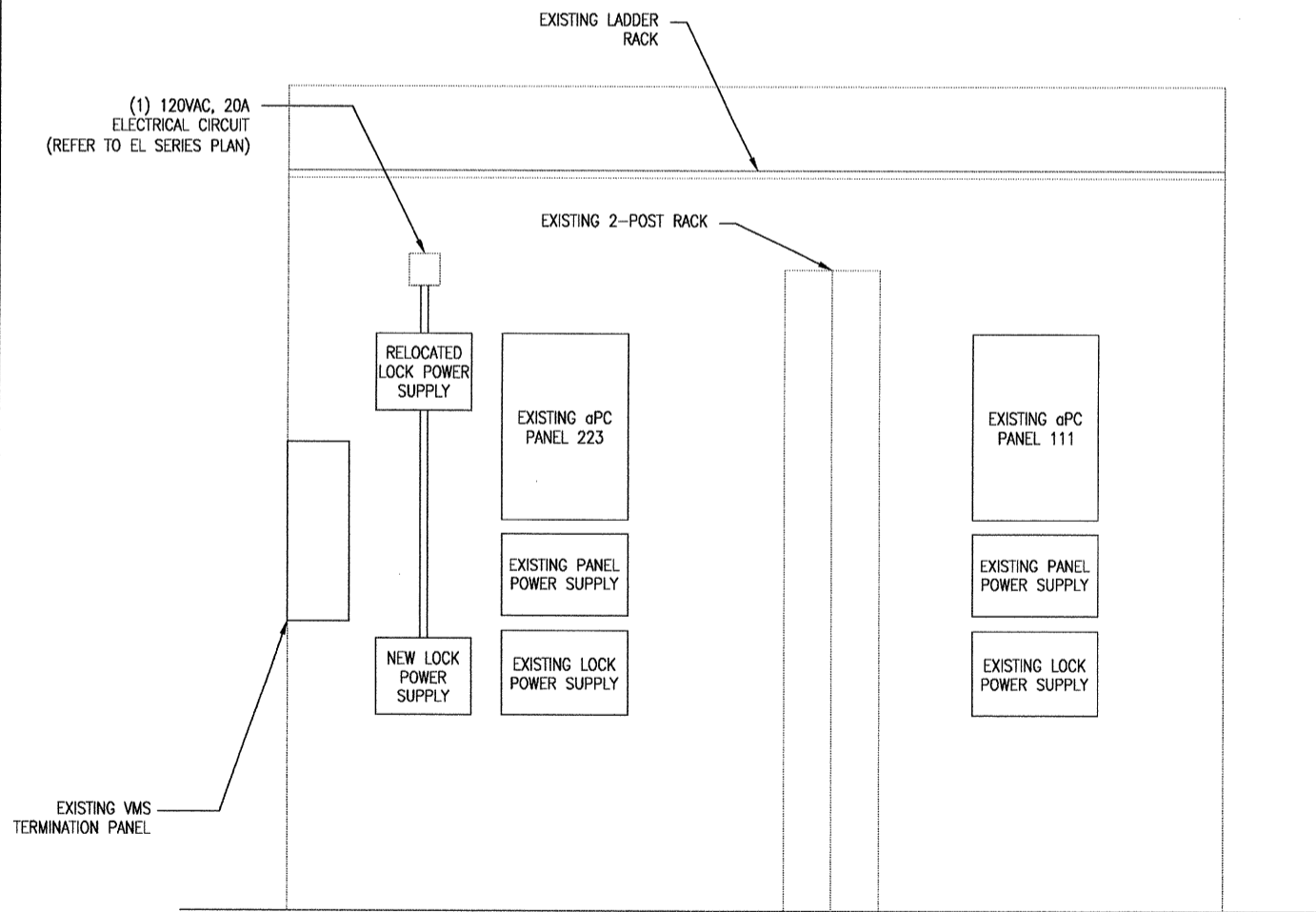


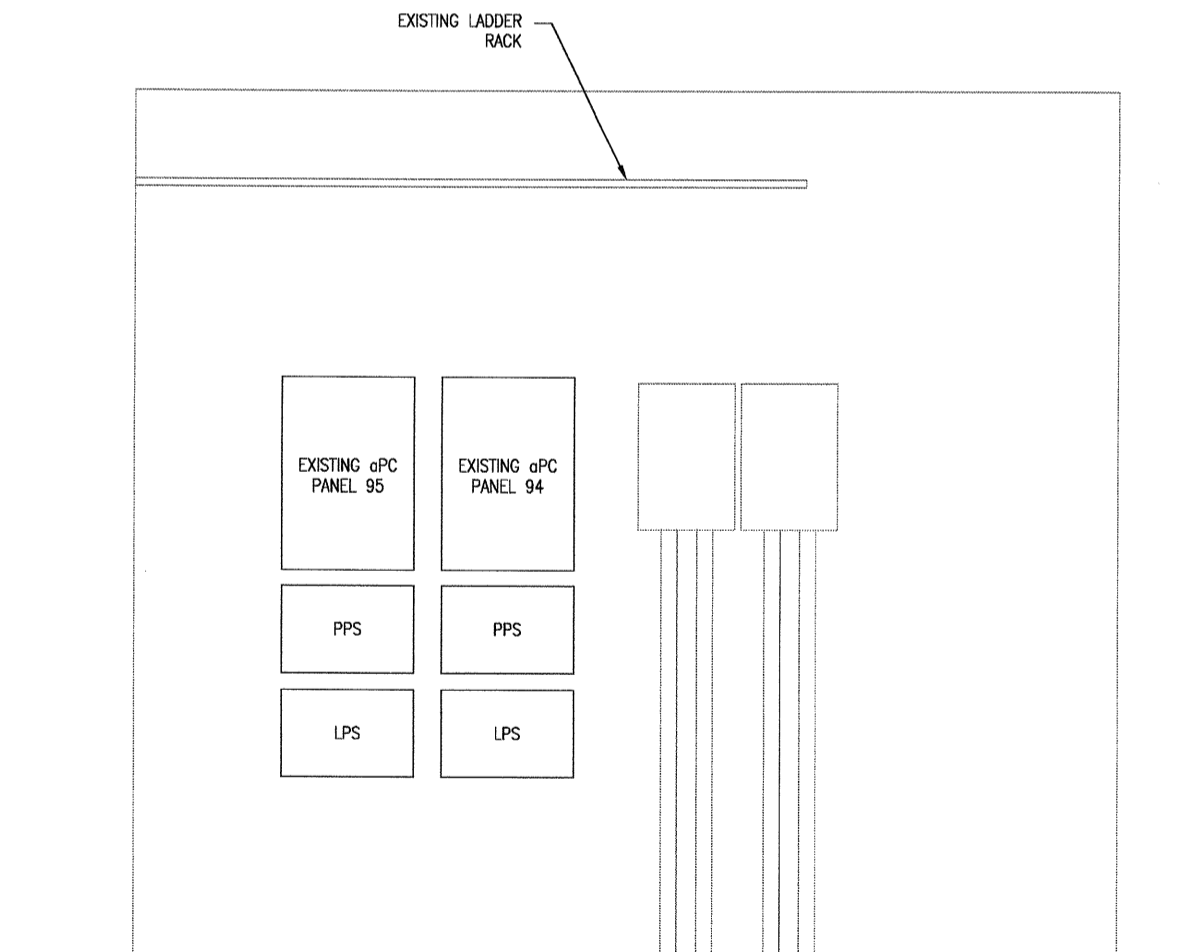
1 TELECOM ROOM A-L2-436 EQUIPMENT LAYOUT
SS10.002 SS10.002 SCALE: 1" = 1' - 0"



2 TELECOM ROOM A-L2-436 LADDER RACK LAYOUT
SS10.002 SS10.002 SCALE: 1" = 1' - 0"



3 TELECOM ROOM A-L2-436 NORTH WALL ELEVATION
SS10.002 SS10.002 SCALE: 1" = 1' - 0"

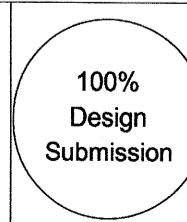


4 TELECOM ROOM A-L2-436 SOUTH WALL ELEVATION
SS10.002 SS10.002 SCALE: 1" = 1' - 0"

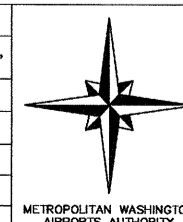
NO.	REVISION	DATE

PGAL
201 N. UNION ST.
SUITE 500
ALEXANDRIA,
VIRGINIA 22314
(T) 703 836 0568
(F) 703 836 8027

BOSTON INCORPORATED
10621 GATEWAY BLVD.
SUITE 106
MANASSAS, VIRGINIA 20110
TEL: (703) 365-0021
FAX: (703) 361-9898



DATE	August 31, 2011
SCALE	1/8" = 1' = 0"
DESIGNED	AKP
CHECKED	MTW
ACCEPTED	AKP
SUBMITTED	BJL
APPROVED	DRH
	FDH



**METROPOLITAN WASHINGTON
AIRPORTS AUTHORITY**

OFFICE OF ENGINEERING
DESIGN DEPARTMENT

GATE A23/25 - A31 STERILE CORRIDOR RENOVATION WASHINGTON DULLES INTERNATIONAL AIRPORT WASHINGTON, DC		PROJECT IDENTIFIER IT1111
SECURITY SYSTEMS TELECOM ROOM A-L2-436 ENLARGED FLOOR PLAN		SHEET NAME SS10.002
		VOLUME NUMBER 1 of 1
		SHEET NUMBER 32 of 35